


2024

INVEST
SHENZHEN



INVEST SHENZHEN

CONTENTS

INVEST
SHENZHEN

I

SHENZHEN OVERVIEW

| | |
|----------------------------------|----|
| Natural Overview | 02 |
| Asia-Pacific Hub | 03 |
| City of Innovation | 04 |
| Openness and Inclusiveness | 05 |
| Market Vitality | 06 |
| Efficient Government | 07 |
| Urban Culture | 07 |

II

NEW INDUSTRY BLUEPRINT OF SHENZHEN

| | |
|---|----|
| Strategic Emerging Industry Clusters and Future Industries | 10 |
| Service Industry | 16 |

III

MAJOR PLATFORMS

| | |
|---|----|
| Qianhai Shenzhen-Hong Kong Modern Service Industry Cooperation Zone | 23 |
| Hetao Shenzhen-Hong Kong Science and Technology Innovation Cooperation Zone | 27 |

IV

INDUSTRIAL SPACE

| | |
|--|----|
| Industrial Space for Advanced Manufacturing | 32 |
| First Batch of Contiguous Areas for Investment Promotion | 35 |

V

LIVABLE CITY

| | |
|----------------------------|----|
| Low Carbon City | 38 |
| Forest City | 38 |
| Medical Resources | 38 |
| Education Facilities | 38 |

VI

ABOUT US

40

SHENZHEN OVERVIEW

Vision: Expediting the development of an economic center and a modern metropolis with greater global impact

Natural Overview

Shenzhen is a coastal city in southern Guangdong province that is to the west of Daya Bay and Dapeng Bay and to the east of the Pearl River Estuary and Lingding Channel. South of Shenzhen is the Shenzhen River, which separates the city from Hong Kong, and to its north are Dongguan and Huizhou. Its coasts lead out to the South China Sea and the Pacific Ocean.



Administrative Division

Shenzhen is administrated by provincial government and is a sub-provincial class city with independent planning status. Its administration range includes: Futian District, Luohu District, Yantian District, Nanshan District, Bao'an District, Longgang District, Longhua District, Pingshan District, Guangming District and Dapeng New District, with Shenshan Special Cooperation Zone fully under its leadership.



Climate

Shenzhen has a subtropical maritime monsoon climate and abundant precipitation. It is warm and pleasant with the annual temperature averaging at 23°C



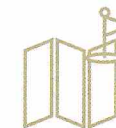
Language

Mandarin Chinese is the official language. Cantonese and English are widely used.



Population

Residents: 17.79 million
(2023)



Area

1,987 km²
(Excluding Shenshan Special Cooperation Zone)

Asia-Pacific Hub

Sharing borders with Hong Kong, Shenzhen is endowed with geographical advantages. It is an essential node in the Belt and Road Initiative and a significant transport hub in Asia-Pacific. Shenzhen is home to an international deep-water port, an international airport, and the largest land ports in Asia, important expressways, and national freight and passenger rails.

The Pearl River Delta upon which Shenzhen is situated has incomparable supporting facilities. Within a one-hour drive from Shenzhen, you can procure any main parts or accessories for any industry. And scientific research outcomes can be rapidly transformed into innovative products. Shenzhen is within arm's reach of the most developed market in the world. With the 24-hour customs clearance service, people can go to Hong Kong at any time. It only takes them 23 minutes to get to Hong Kong's city center from Shenzhen, and one hour drive to Hong Kong Airport. Within one hour, products can be transported from the factory to Shenzhen-Hong Kong ports where they are poised to be transported to every corner of the world.



In 2023, Port of Shenzhen recorded a cargo throughput of 287 million tons and a container throughput of **29.88** million TEUs.



In 2023, Shenzhen's total imports and exports of foreign trade hit RMB **3.87** trillion, with its exports ranking first among large and medium-sized cities in the Chinese mainland for 31 consecutive years.



In 2023, Shenzhen airport facilitated a total of **52.73** million domestic passenger trips, ranking second in China.



In 2023, Shenzhen airport handled **830,000** tons of domestic cargo and parcels, ranking first in China.

City of Innovation

Innovation is in Shenzhen's genes. Shenzhen is the first National Demonstration City of Innovation in China. It is developing itself as an industrial center for scientific and technological innovation. With fostering strategic emerging and future industries as the pillar of its efforts to nurture new quality productive forces, Shenzhen has developed multiple new drivers for high-quality development, with new energy vehicles, new energy storage and low-altitude economy in particular. Shenzhen has given birth to numerous high-tech companies such as Huawei, ZTE, Tencent, BYD, and DJI. It is truly a city of innovation.



There are **24,700** state-level high-tech companies in Shenzhen.



In 2023, Shenzhen ranked first for 20 consecutive years among Chinese large and medium-sized cities in the number of PCT international applications, which amounted to **15,900**.



Shenzhen's R&D expenditure reached RMB 188.05 billion, accounting for **5.81%** of GDP in 2023. Shenzhen companies' spending on research and innovation accounted for 94.9% of the city's total R&D expenditure, ranking first in the nation.



Openness and Inclusiveness

Shenzhen is a window of China's reform and opening-up and a city of immigrants which pools a great number of quality talents, rendering itself a brimming vitality. "If you come, you are a Shenzhener". Shenzhen's unique population structure ends up bursting out strong talent vitality and market vitality, thus forming a unique urban culture that is open, inclusive, innovative and facilitates cultural exchange. In Shenzhen, different cultures and ideas of various countries fuse and collide, producing all kinds of innovations, creativity and imaginative ideas, making Shenzhen a modern global hub of makers.

Shenzhen has developed friendship ties with 93 provinces and cities in 58 countries globally (24 sister cities and 69 friendship cities)

Market Vitality

Shenzhen is the city with the strongest of "market economy" in China. As the first Special Economic Zone in China, the city has formed a well-developed market economy and a fair market environment, and shows full respect to those companies domiciled there. The city's entrepreneurs are its "local products". Shenzhen sets a precedent by introducing Entrepreneurs' Day, to be celebrated on November 1 every year.



It was rated by *The Economist* as **the most successful** Special Economic Zone among its 4,300 counterparts.



Around **300** Global Fortune 500 companies invest in Shenzhen.



In 2023, Shenzhen's GDP hit RMB **3.46** trillion.



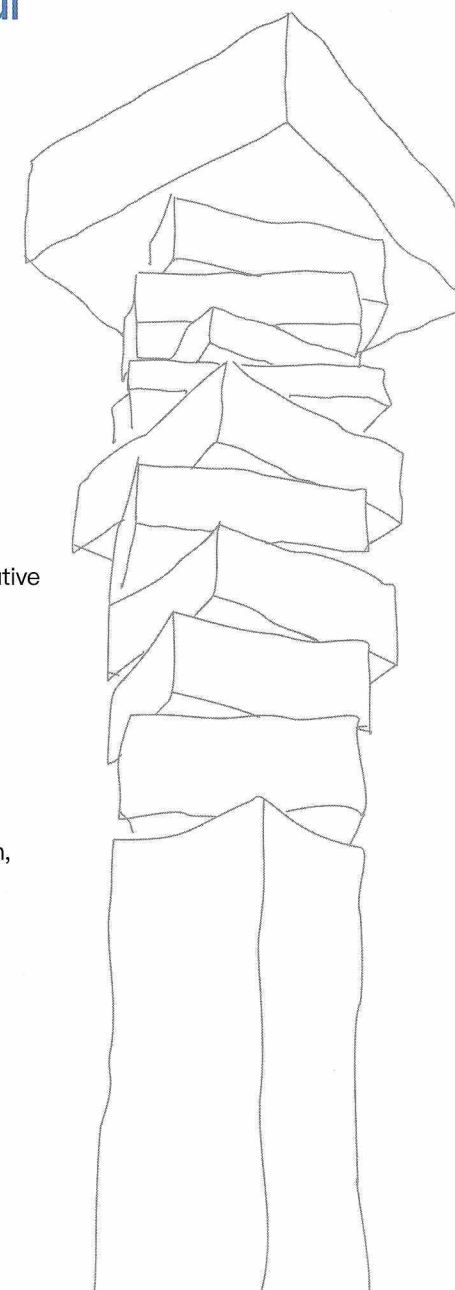
Shenzhen has ranked **first** among all Chinese cities for two consecutive years in terms of the total output value of industrial enterprises above designated size, which stands at RMB 4.85 trillion, and the full-caliber industrial added value, which amounts to RMB 1.18 trillion.



There are more than **4.226** million commercial entities in Shenzhen, ranking it first among Chinese cities for its total quantity and entrepreneurship density.



A total of **11** Shenzhen-based companies were on the 2023 *Fortune* Global 500 List.



Efficient Government

Shenzhen endeavors to build a law-based, service-oriented government of integrity. Leveraging the legislative power delegated to Special Economic Zone, Shenzhen has created a fair, transparent, and loose environment for business. Shenzhen is the vanguard of China's reform and opening-up.

With the goals of marketization, rule of law, internationalization and facilitation, Shenzhen strives to promote a number of reforms, streamline administration and delegate power, optimize handling procedures, and take the lead in promoting the reform of the commercial registration supporting system in the country, simplify the process of establishing companies, and stimulate entrepreneurial enthusiasm. Furthermore, the time required to register a company has been shortened from 20 working days to only 1.

- Shenzhen ranked first for five consecutive years in the assessment of the **capability** of key cities to integrate government services.
- Shenzhen was rated as the "**Best** City for Business" in the survey of private businesses by the All-China Federation of Industry and Commerce for four consecutive years.

Urban Culture



City of Design



City of Fashion



City of Museum



City of Library



City of Piano



City of Makers and Entrepreneurs



Global Model for the Promotion of Reading



Shenzhen Global Communication Ambassador Program



Cultural Facilities

In 2023, there were 845 public libraries in Shenzhen, with a total collection of books of 64.7633 million volumes, up by 7.0%. Shenzhen is home to 61 museums, 13 art galleries, 1 radio station, 2 television stations, and 3 radio and television centers, with its population fully covered by radio and television.

Sports Facilities

Shenzhen has introduced a platform for management on one website, unified coordination, and one-key reservation through "iShenzhen", connecting 1,930 stadiums, and opening 5,800 sports venues, making reservation, payment and navigation easier and quicker online for its citizens to get exercised.

- 42 sports theme parks
- 1,453 kilometers of fitness trails
- 100 community sports parks
- 30,411 sports venues and facilities
- 58 large stadiums
- 205 newly built urban in-building sports venues
- 1,216 football fields
- 1.5 million m² of new sports space

Strategic Emerging Industry Clusters and Future Industries

In 2023, the strategic emerging industries in Shenzhen achieved an added value of RMB 1.45 trillion, accounting for 41.9% of the city's GDP, with a year-on-year growth of 8.8%. Particularly, the new generation electronic information industry contributed RMB 571.712 billion, up by 3.1%; the digital and fashion industry RMB 409.901 billion, up by 18.3%; the high-end equipment manufacturing industry RMB 57.12 billion, up by 6.2%; the green and low-carbon industry RMB 221.358 billion, up by 16.9%; the new materials industry RMB 35.257 billion, up by 15.2%; the biomedicine and health industry RMB 75.299 billion; the marine economy industry RMB 78.32 billion.

Marine Economy
Marine Economy

Digital & Fashion
Software & Information Services
Artificial Intelligence (AI)
Digital Creativity
Modern Fashion

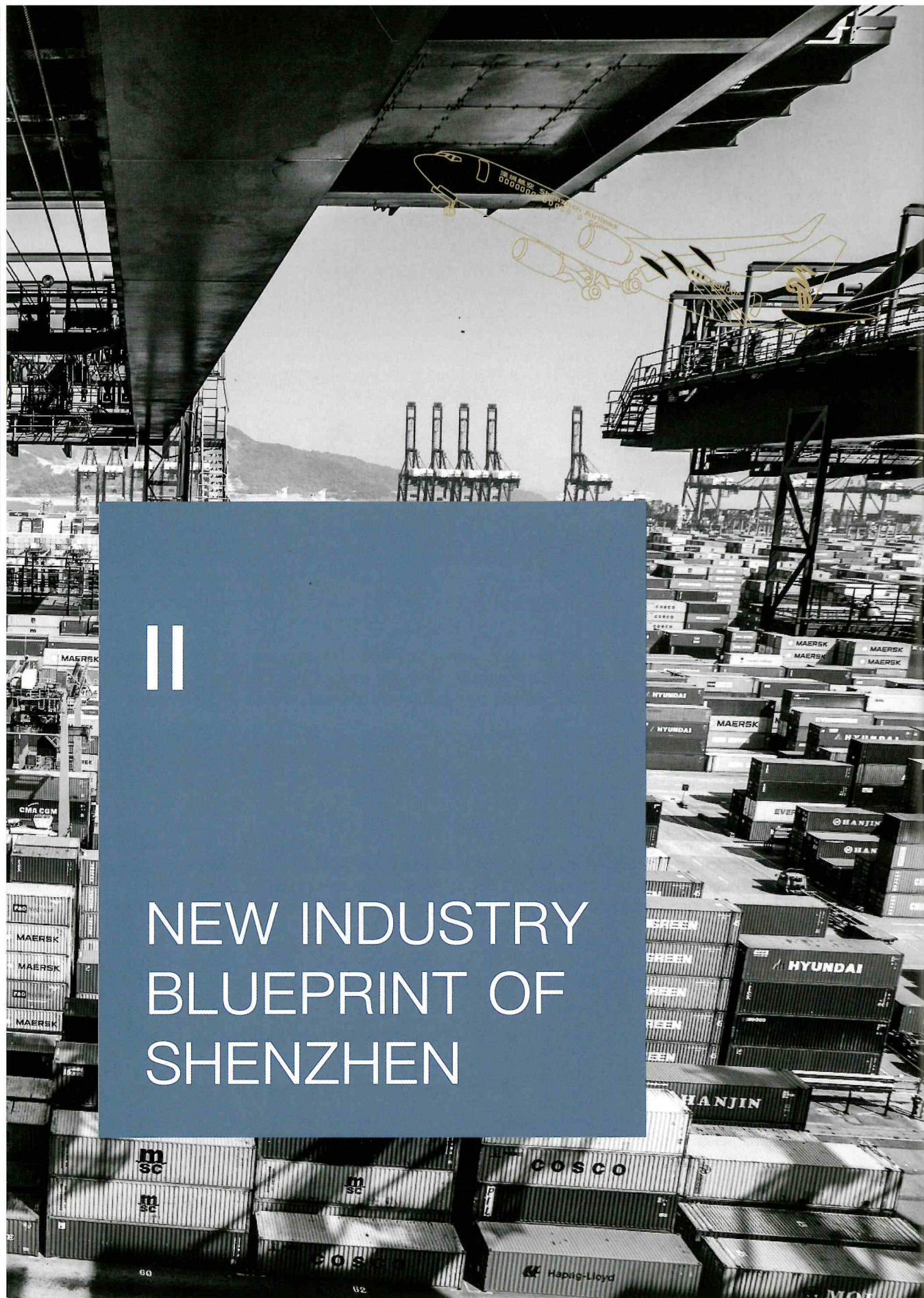
High-end Equipment
High-end Equipment & Instruments
Low-altitude Economy & Aerospace
Robotics

New Generation Electronic Information
Network & Communications
Semiconductor & Integrated Circuit
UHD Display
Intelligent Terminals
Smart Sensor

New Materials
High-performance Materials

Biomedicine & Healthcare
Biomedicine
High-end Medical Devices
Big Health

Green and Low-carbon Industry
New Energy
Safety & Energy Conservation, Environmental Protection
Intelligent & Connected Vehicles (ICV)



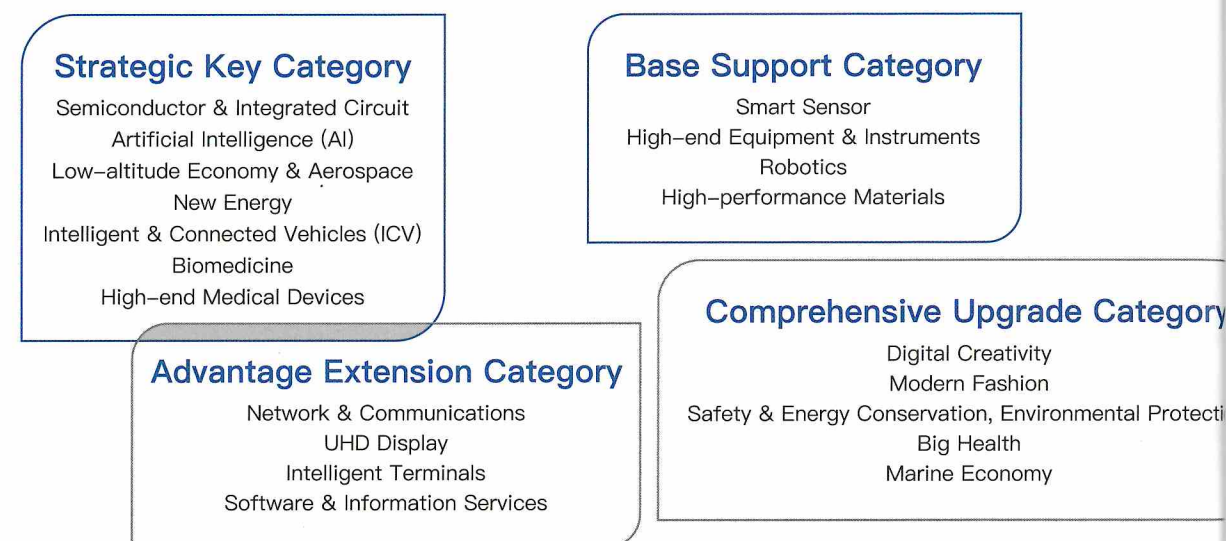
||

**NEW INDUSTRY
BLUEPRINT OF
SHENZHEN**

Development Objectives

By 2025, Shenzhen will see its strategic emerging industry clusters steadily scaling up, future industries taking shape, businesses' comprehensive competitiveness greatly strengthened, innovation capability significantly boosted, and modernized industrial system of Shenzhen characteristics and advantages continually improved, with strategic emerging industry clusters and future industries becoming the main battlefield for developing new quality productive forces. Strategic emerging industries will register an added value of over RMB 1.6 trillion, to cement its role as the main driver for high-quality social and economic development. Four industry clusters each valued at over RMB 1 trillion and four at over RMB 500 billion will be established, along with a batch valued at RMB 100 billion. There will be 15,000 industrial companies above designated scale and 25,000 state-level high-tech companies.

Strategic Emerging Industry Clusters

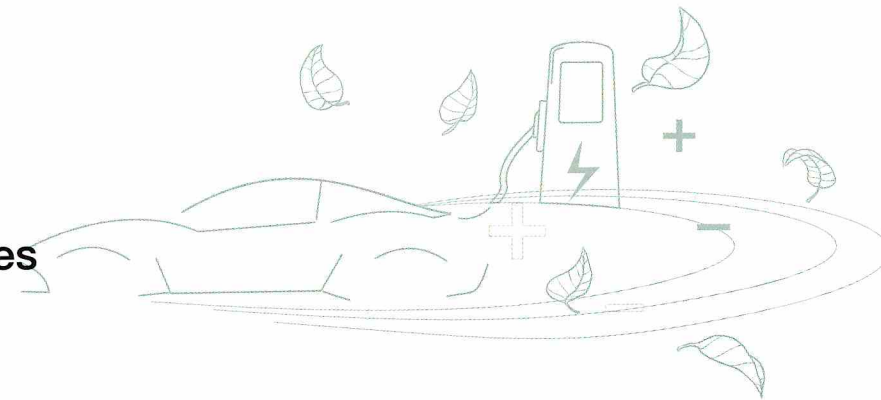


Future Industries



Key Industries

New energy vehicles



Advantages



It was included in the first batch of national pilot cities for comprehensive electrification in public areas.

Shenzhen ranked among top in China for the density of charging stations and ranks first among Chinese cities for green competitiveness. A closed-loop core NEV technology chain for the "battery, motor, and electric control" has been established. Motor and electric control installed capacity of major companies ranked first globally, and battery installed capacity ranked second globally. Core technologies in the fields of intelligent connected vehicles, intelligent driving, and intelligent cockpit achieved world-leading standards.

Objectives

To remarkably expand Shenzhen's presence in the global auto industry with a trillion-level output value

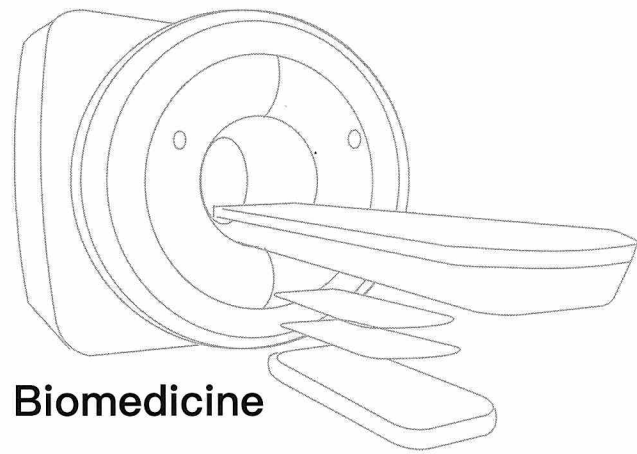
High-end Medical Devices

Advantages

In 2023, the output value of Shenzhen's high-end medical device industry exceeded RMB 100 billion, ranking first nationwide. The output of existing medical device products continued to rank first in China. There were nearly 100 medical device manufacturers with an output value of over RMB 100 million, and Shenzhen ranked first for the number of listed companies in China.

Objectives

To build itself into a globally renowned R&D center for high-end medical devices and a domestically leading and internationally first-class hub for industrial cluster development



Biomedicine

Advantages



The output value of Shenzhen's biomedicine industry in 2023



Year-on-year growth



Number of listed biomedicine companies

Objectives

To foster a service system covering the whole industrial chain and life cycle, and a domestically leading soft environment for the development of the biomedicine industry

New Energy

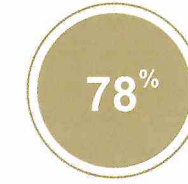
Advantages




Industrial added value in 2023



Various innovative carriers for new energy



The proportion of clean energy installed capacity to the city's total in 2022



Annual LNG unloading capacity



Proportion to China's total

Development

Shenzhen is accelerating the construction of a new landscape of green development. It was included in the first batch of carbon-peaking pilot cities in China and issued a carbon peak implementation plan. Shenzhen has built China's first virtual power plant management center and a power charging, storage and discharging network. Shenzhen became the first to provide tax-free LNG filling services for international ships, Shenzhen Hong Kong Science and Technology Innovation Cooperation Zone (HTCZ) Shenzhen Park making it the fourth global hub port with LNG filling capabilities.

Objectives

To form a new industrial ecosystem with efficient upstream and downstream industrial chains, clustered innovative elements, and a vibrant market

Synthetic biology

Advantages

Shenzhen has been a pioneer in the development of the synthetic biology industry with domestically leading technological research and industrialization capabilities. By adopting a collaborative approach between ministries and cities, it successfully implemented a key R&D plan for synthetic biology. Shenzhen has established an upstairs and downstairs innovation and entrepreneurship complex, alongside a whole-chain business incubation model of "scientific research-transformation-industry" and a sound innovation ecosystem for synthetic biology. This model has offered an innovation path from conducting original innovation to promoting entrepreneurship development, and was included in the list of Shenzhen's 47 development experiences by the National Development and Reform Commission.

Objectives

To make breakthroughs in areas such as biomacromolecules and cellular life research by 2025
 To achieve full sharing of major scientific and technological infrastructure for synthetic biology research
 To cultivate and incubate a batch of leading companies and star products in sub-industries

Low-altitude Economy & Aerospace

Advantages

Shenzhen ranks among top for traditional aviation, especially helicopter-related operations and overall performance compared to other major cities in China. It has developed a complete industrial and supply chain system for the unmanned aerial vehicle (UAV) industry and occupied a leading position in global competition. It has also developed a distinctive industrial system in areas such as the research, development and production of small and micro satellites, high-throughput satellite operations, and avionics.



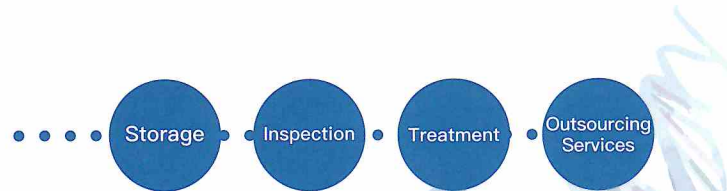
Objectives

To build a complete infrastructure for low-altitude intelligent integrated flight, further improve the integration level of space-air-ground information networks, develop a sound regulatory mechanism, realize domestically leading commercial operations, and facilitate the construction of the low-altitude economy and the aerospace industrial chain by 2025

Cells and genes

Advantages

Shenzhen boasts a well-established upstream and downstream layout for the cell and gene industry across the industrial chain covering storage, detection, treatment, and outsourcing services. It has cultivated leading companies such as BGI and MGI Tech, and constructed major platforms such as the State Key Laboratory of Chemical Oncogenomics co-established by Guangdong Province and relevant ministries, the Shenzhen National Gene Bank, and the National Engineering Research Center for Key Common Technology of Cell Industry.



Objectives

To establish an R&D platform for key industrial materials and consumables, a platform for cell and gene therapy public services, and a complete public service platform integrating R&D, clinical trial and manufacturing, and enable leading companies to improve industrial competitiveness by 2025

Service Industry

Overview

In 2023, the added value of the service industry in Shenzhen reached RMB 2.16 trillion, up by 5.6%. Specifically, the added value of the financial industry reached RMB 525.348 billion, up by 5.8%; the information transmission, software and IT services industry RMB 416.864 billion, up by 10.3%; the wholesale and retail industry RMB 292.308 billion, up by 3.8%; the leasing and business services industry RMB 146.264 billion, up by 8.3%; the transportation, storage and postal services industry RMB 97.984 billion, up by 9.1%; the accommodation and catering industry RMB 46.788 billion, up by 9.4%. The added value of the modern service industry reached RMB 1.645854 trillion, up by 6.2%. The operating revenue of service companies above designated scale increased by 6.7% and the total profit increased by 42.2% in 2023.

Development Objectives

To significantly raise the professional level of production services, continuously improve the quality of life services, make public services more balanced and convenient, deeply integrate the modern service industry and advanced manufacturing industry, accelerate the cultivation of new industries, new models, new driving forces, and new quality productive forces, and initially form a new landscape of high-quality development in the service industry by 2025

Key Areas

Finance – Banking

Advantages



Financial institutions' balance of local and foreign currency deposits as of the end of 2023



Financial institutions' balance of local and foreign currency loans



The balances of local and foreign currency deposits and loans rank third in China

Industry Leaders



Objectives

To consolidate and enhance the advantages of the banking industry, promote the booming development of banking institutions, support various banks such as policy banks, large state-owned commercial banks, and shareholding banks to further expand their presence in Shenzhen, and achieve steady growth in asset scale, deposit and loan

Finance – Insurance


Advantages



Total assets of insurance companies in Shenzhen as of the end of 2023



Total assets of insurance companies ranked second in China



Payouts of Shenzhen's insurance industry in 2023



Premium income of Shenzhen's insurance market

Objectives

To strengthen the collection and utilization of insurance institutions' funds, support insurance companies to grow bigger and stronger, encourage the market-oriented investment of insurance funds in various industries, and step up support for strategic emerging industries and advanced manufacturing industries

Finance – Securities

Advantages



Total assets, operating revenue, and net profit of Shenzhen's securities industry



New listed companies in Shenzhen in 2023



Total number of domestic and foreign listed companies



A-share listed companies

Objectives

To vigorously level up the professional level of the securities, fund, and futures industry, assist Shenzhen-based securities, fund, and futures institutions in improving innovation capabilities, and diversify investment products. To support leading securities firms in Shenzhen to expand their business and cultivate first-class investment banks

Finance – Fintech

Advantages

Shenzhen is one of the first batch of pilot cities for digital renminbi in China. Shenzhen pioneered in initiating the large-scale externally controllable digital renminbi pilot program, conducting the application of digital renminbi in the prepaid sector, and issuing the digital renminbi pilot program in the prepaid sector. 1,462 merchants have been involved in the digital renminbi prepaid fund management, with a total of regulatory funds of RMB 110 million. Further efforts were made to launch financial products such as "Pre-received e-Loan" and "Prepaid Loan" and build a digital renminbi application ecosystem demonstration area.



Merchants involved in the digital renminbi prepaid fund management



Total regulatory funds



Ranking for the Global Fintech Index



Objectives

To gather leading companies in various fintech sub-sectors, host high-profile international fintech events, and deepen the Shenzhen-Hong Kong-Macao Fintech Professional Talent Program

Finance – Financial Leasing

One of the four financial leasing hubs in China
One of major financial leasing markets in the world



Financial leasing companies in Shenzhen as of the end of 2023



Proportion to China's total



Proportion to Guangdong's total



MSMEs served by the financial leasing industry in Shenzhen as of the end of 2023



Jobs directly and indirectly created in the industrial chain



Business scale of the financial leasing industry

Finance – Venture Capital



Existing private equity and venture capital management companies in Shenzhen



Funds under management



Shenzhen ranks third domestically for funds under management



Newly registered private equity and venture capital funds in 2023



Shenzhen ranks first domestically in terms of the number

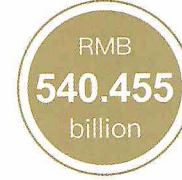
Finance – Private Securities



Private securities investment fund managers in Shenzhen as of the end of November 2023



Fund products under management



Scale of funds under management



Shenzhen ranks third domestically for funds under management

Shenzhen ranks among top in China


Wholesale & Retail

Advantages

Shenzhen plans to build world-class business districts such as Futian Center, Luohu Core Business District, Houhai-Shenzhen Bay, and Airport Convention and Exhibition Business District. The gold and jewelry companies in the Shuibei area of Shenzhen occupy more than half of the domestic market share. Shenzhen holds the leading edge in industries of clothing, eyeglasses, furniture, watches, and leather goods.



Wholesale sales of Shenzhen in 2023



Retail sales



Newly added first retail stores, flagship stores, and new concept stores



Growth rate of online sales

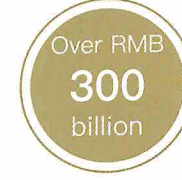
E-commerce

Advantages

In 2023, Shenzhen-based companies operated 350 overseas warehouses, with a total area of 3.8 million m². 104 brand-specific independent sites have been established by Shenzhen-based companies.




Growth rate of imports & exports of cross-border e-commerce



Total imports & exports of cross-border e-commerce



One-third of Amazon's Chinese sellers come from Shenzhen



Shenzhen ranks first in China for the number of listed cross-border e-commerce companies

National E-Commerce Demonstration Bases

- Shekou Net Valley E-Commerce Base
- China South City E-Commerce Industrial Park
- Shenzhen Kangli City International E-Commerce Industrial Base
- Shenzhen Futian International E-Commerce Industrial Park
- Shenzhen Galaxy World International E-Commerce Industrial Base

Tourism

Advantages

Shenzhen boasts 17 national A-rated tourist attractions, including two 5A-rated and eight 4A-rated tourist attractions. From Jan 8 to Dec 31, 2023, a total of 164.9 million passengers passed through Shenzhen ports of entry, averaging 451,000 per day. The highest daily traffic reached 835,500. Throughout the year, there was a step-by-step increase in passenger flow. Shenzhen and Hong Kong saw a two-way surge in cross-border travel.



Total number of tourist arrivals in 2023



Year-on-year growth



Total tourism income




Year-on-year growth



Metro operation mileage

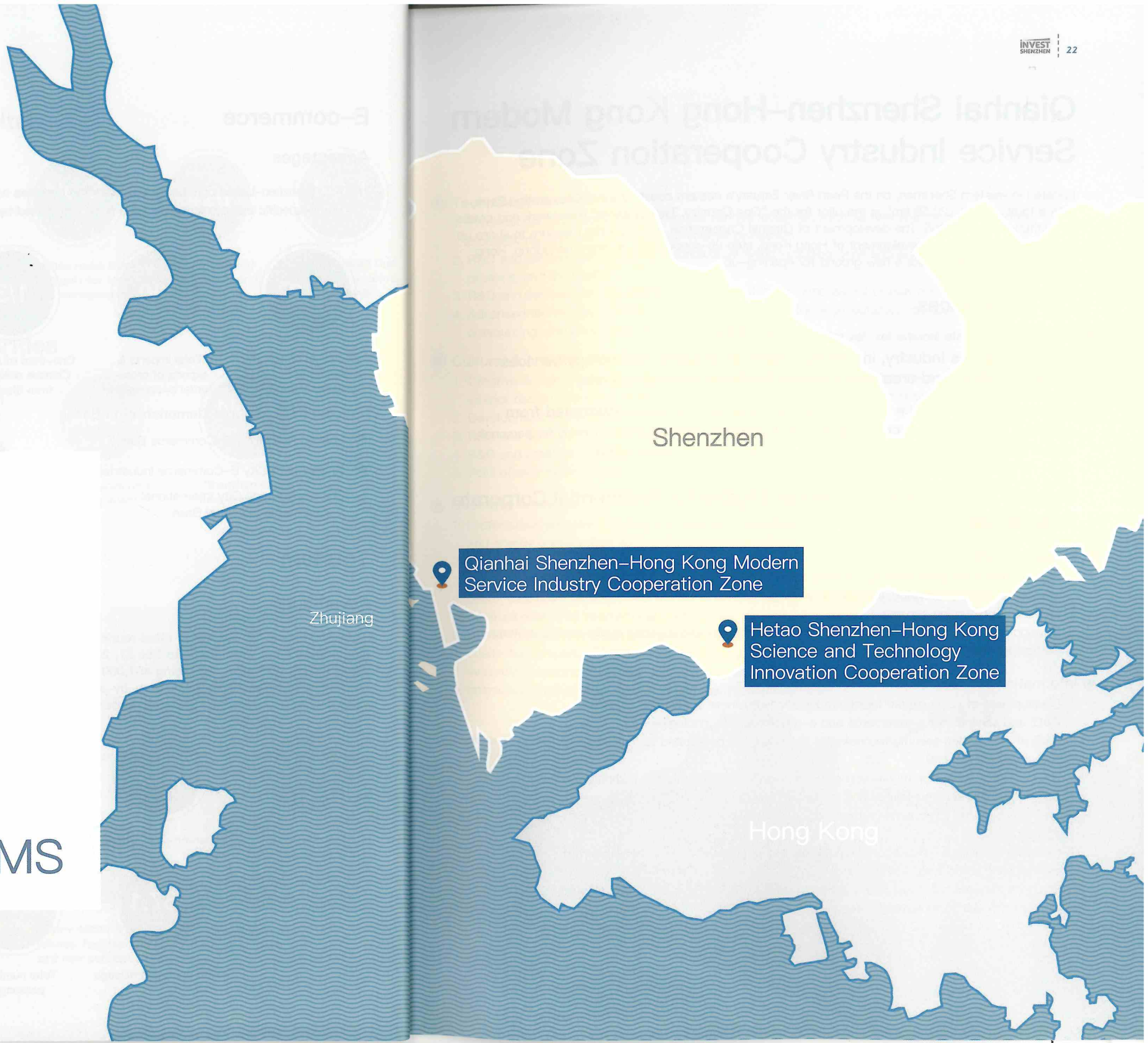


Total number of passengers



Record-setting single-day passenger flow

III
MAJOR
PLATFORMS



Shenzhen

Zhujiang

Qianhai Shenzhen-Hong Kong Modern Service Industry Cooperation Zone

Hetao Shenzhen-Hong Kong Science and Technology Innovation Cooperation Zone

Hong Kong

Qianhai Shenzhen–Hong Kong Modern Service Industry Cooperation Zone

Located in western Shenzhen, on the Pearl River Estuary's eastern coast, Qianhai Cooperation Zone, with a total area of 120.56 km², is the pilot for the "One Country, Two Systems" framework and cradle of institutional innovation. The development of Qianhai Cooperation Zone is a key measure to shore up the economic and social development of Hong Kong, step up cooperation among Guangdong, Hong Kong and Macao, and make a new ground for opening-up.

Tax Preferences

- Preferential corporate income tax: tax rate reduced to **15%**
Modern logistics industry, information services industry, technology services industry, culture and creativity industry, business services industry
- Personal income tax incentive: Hong Kong residents working in Qianhai are **exempted from personal income tax exceeding the tax burden in Hong Kong**; Subsidy for personal income tax exceeding **15%** for overseas high-level and urgently needed talents

Catalog of Industries in Qianhai Eligible for Preferential Corporate Income Tax

- **Modern logistics**
 1. Supply chain innovation services covering design of supply chain solutions, order management and execution, virtual production, information management, fund management, and consulting services
 2. Logistics outsourcing services
 3. Development and operation of modern logistics technology and logistics public service systems
 4. Settlement and management of third-party logistics
- **Information services**
 1. Development of value-added telecommunications business application systems
 2. R&D, and services for e-commerce and e-government technologies
 3. R&D of information security technologies (including but not limited to trusted computing and electronic authentication service)
 4. R&D of next-generation mobile communication networks and internet technologies based on Ipv6
 5. R&D of satellite communication and navigation technologies
 6. R&D and services for general-purpose software, industry-specific application software, and embedded software
 7. R&D and services for cloud computing, edge computing, the Internet of Things (IoT), blockchain, high-performance computing, and big data
 8. R&D and services for virtual reality (VR), augmented reality (AR), and artificial intelligence (AI)
 9. R&D of information technologies for the industrial internet, connected vehicles, and wearable devices

● **Technology services**

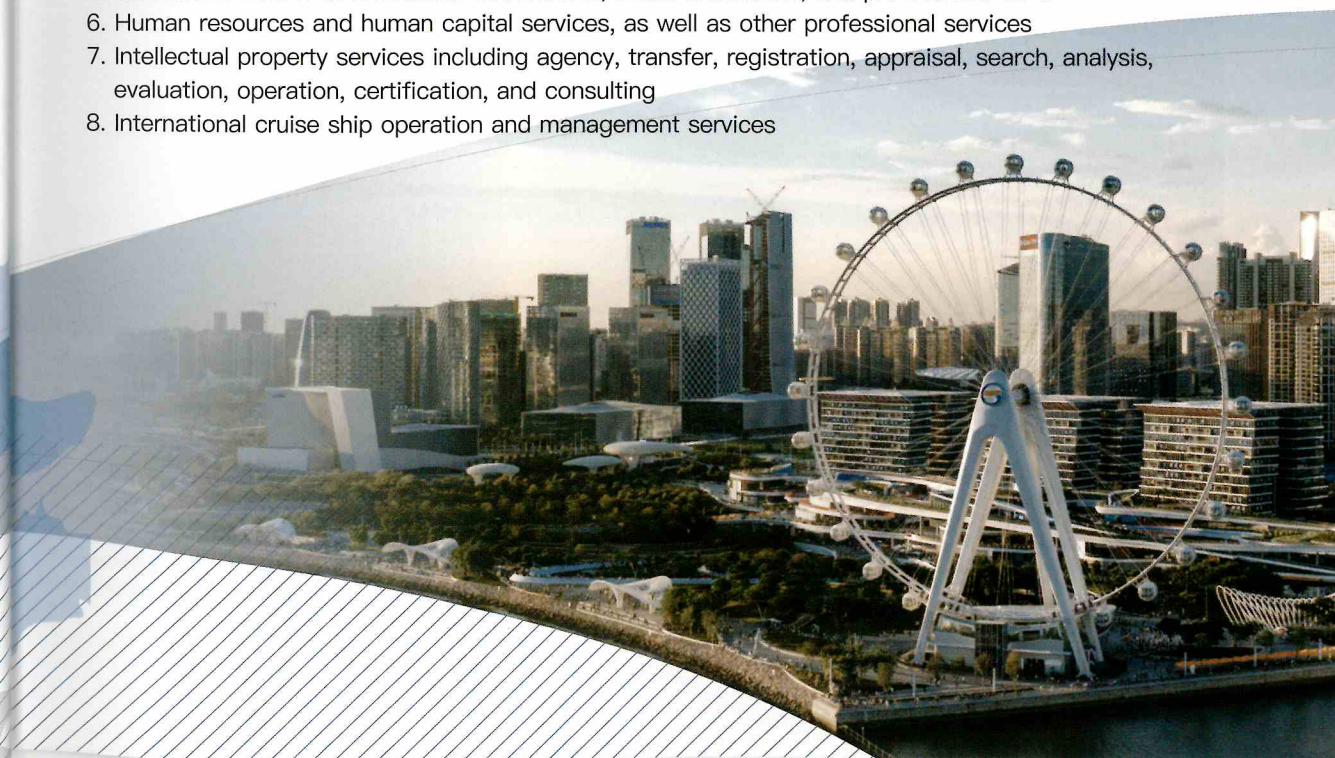
1. Professional technology services across various industries such as new energy, new materials, biomedicine, and low-carbon environmental protection
2. R&D and services for emerging technological fields including gene sequencing, stem cells, functional proteins, and life health
3. R&D and services for new energy batteries, and three-dimensional display and printing technologies
4. Advanced technology services including information technology outsourcing, business process outsourcing, and knowledge process outsourcing

● **Cultural & creative industry**

1. Creative design and services including visual communication design, architecture, landscape and interior design, industrial design, fashion design, and high-end craft art design
2. Development and creative services for cultural information resources
3. R&D and services for online audio-visual program technologies
4. R&D and creation of animation and online games
5. R&D of new media technologies and services

● **Business services**

1. Professional services including management consulting, urban planning, engineering management, and energy conservation and environmental protection
2. Legal service
3. Accounting, tax, and asset appraisal services
4. Credit services including credit investigation and rating, and credit reporting
5. Services related to international conferences, brand exhibitions, and professional fairs
6. Human resources and human capital services, as well as other professional services
7. Intellectual property services including agency, transfer, registration, appraisal, search, analysis, evaluation, operation, certification, and consulting
8. International cruise ship operation and management services



01 Ocean New City

Total planned land area: 5.3 km²
Projected land use size: 497 hectares
Planned construction area: 8.5 million m²

02 Advanced Manufacturing Park

Land use area: About 7 km²
Industrial land use size: About 340 hectares
Key company: Han's CNC Science and Technology Co., Ltd.

03 Shenzhen-Zhongshan Bridge Area

Area: About 350 hectares
Key company: Kuayue Express Group Co., Ltd.

04 Internet + Future Sci-Tech City

Total planned area: 126.8 hectares
Planned construction area: 2.01 million m²
Size of land for new industries: 61.5 hectares

05 Guiwan Area

Key companies:
Sinopec Industrial and Finance Holding Company Limited
Huatai United Securities Co., Ltd.
Tenpay Payment Technology Co., Ltd.
Weiyonglian Information Technology (Shenzhen) Co., Ltd.
Shenzhen Hive Box Technology Co., Ltd.
Bauhinia Culture (Hong Kong) Holdings Limited
Shenzhen China Micro Semicon Co., Ltd.
Holman Fenwick Willan
BCG Shenzhen Digital Center
Elsevier Shenzhen Office

06 Bao'an Central Area

Key company: Shenzhen Eternal Asia Supply Chain Management Co., Ltd.

07 Qianwan Area


Key companies:
UBS Fund Distribution (Shenzhen) Company Limited
Shenzhen Contemporary Amperex Supply Chain Co., Ltd.
Shenzhen IBM Innovation Science & Technology Co., Ltd.
Shenzhen Ocean Shipping Co., Ltd.
Siemens Digital Technology (Shenzhen) Co., Ltd.
Hang Seng Qianhai Fund Management Company Limited
WeBank Co., Ltd.
Cainiao Network Technology Co., Ltd.
SenseTime Group Limited
Sanlire (Shenzhen) Technology Co., Ltd.

08 Shekou International Ocean City

Key companies:
China Merchants Port Holdings Company Limited
China International Marine Containers (Group) Co., Ltd.

09 Mawan Area

Key companies:
HSBC Qianhai Securities Limited
Maersk Contract Logistics (Guangdong) Co., Ltd.
Shenzhen CECport Technologies Co., Ltd.
Li-Ning Sports (Shenzhen) Co., Ltd.
Shenzhen S.F. Taisen Holdings (Group) Co., Ltd.
Shenzhen YH Global Supply Chain Co., Ltd.
Shenzhen Easttop Supply Chain Management Co., Ltd.



Convention & Exhibition New City and Ocean New City Area

Prioritizing the development of modern maritime industry, convention & exhibition industry and commercial logistics (international convention & exhibition and shipping logistics), cultural and sports tourism industry, advanced manufacturing industry (laser and additive manufacturing, intelligence robots, intelligent terminals, UHD video display, and network and communication).

Airport and Surrounding Area

Prioritizing the development of convention & exhibition industry and commercial logistics (aviation logistics), new international trade, professional services (maritime services), digital fashion (industrial design, industrial Internet), advanced manufacturing.

Bao'an Centre and Dachan Bay Area

Prioritizing the development of professional services, finance industry, digital & fashion, cultural and sports tourism industry, convention & exhibition industry and commerce & trade.

Guiwan, Qianwan, and Mawan Areas

Prioritizing the development of finance industry, professional services, science and technology service industry, new international trade, convention & exhibition industry and commercial logistics.

Shekou and Big & Small Nanshan Mountain Area


Prioritizing the development of modern maritime industry (maritime technology), convention & exhibition industry and commercial logistics (shipping logistics), digital & fashion, cultural and sports tourism industry.

Hetao Shenzhen–Hong Kong Science and Technology Innovation Cooperation Zone

The Hetao Cooperation Zone (HTCZ) covers a total area of 3.89 km², including 0.87 km² occupied by the HTCZ Hong Kong Park on the southern bank of the Shenzhen River and the remaining 3.02 km² occupied by the HTCZ Shenzhen Park on the northern bank of the river. Situated at the natural intersection of the northern metropolitan area of Hong Kong and the Guangzhou–Shenzhen–Hong Kong science and technology innovation corridor, it is a special platform featuring science and technology innovation in the Guangdong–Hong Kong–Macao Greater Bay Area (GBA), and a major cooperation platform for the GBA in China's 14th Five-year Plan.

Tax Preferences

- Preferential corporate income tax: tax rate reduced to **15%**
Information science & technology, materials science & technology, life science & technology, and operation of scientific & technological service institutions
- Preferential individual income tax: Hong Kong residents working in HTCZ Shenzhen Park are **eligible for an individual income tax exemption on income exceeding the tax burden that they would have faced if working in Hong Kong**; Subsidy for personal income tax exceeding **15%** for overseas high-level and urgently needed talents



Directory of Companies in HTCZ Shenzhen Park Eligible for Preferential Corporate Income Tax

- **Information Science & Technology**
 1. Network and communication technology R&D and pilot test
 2. Semiconductor and integrated circuit technology R&D and pilot test
 3. Artificial intelligence and digital technology R&D and pilot test
 4. Precision Instrument and equipment R&D
 5. Blockchain and quantum information technology R&D
- **Materials Science & Technology**
 1. New materials technology R&D
- **Life Science & Technology**
 1. High-end medical equipment R&D, testing and pilot test
 2. Innovative drug and vaccine R&D, testing and pilot test
 3. R&D, testing and pilot test of key technologies in biomedicine such as cell and gene
- **Operation of Scientific & Technological Service Institutions**
 1. Operation of scientific research institutions
 2. Operation of standardization organizations
 3. Operation of advanced technology outsourcing service institutions



3.89 km²
planned area

HTCZ Shenzhen Park

Futian FTZ covers an area of 1.35 km². It has prepared 800,000 m² of space and built 11 specialized science and innovation parks.
Huanggang Port covers an area of 1.67 km². It is expected that by 2035, the HTCZ Shenzhen Park will have 3 million m² more space for scientific research and supporting facilities.

HTCZ Hong Kong Park

It covers an area of 0.87 km². It is expected to complete its first eight buildings in phases from 2024 to 2027.

01 Scientific Research Institutions at Hong Kong's Universities

- Department of Materials Science and Engineering, City University of Hong Kong
- SZ-HK Collaborative Innovation Research Institute, The Hong Kong University of Science and Technology
- CUHK Hong Kong-Shenzhen Innovation and Technology Research Institute (Futian)
- The PolyU-Shenzhen Technology and Innovation Research Institute (Futian)
- New Science and Technology Innovation Center, The University of Hong Kong

02 R&D Centers of Fortune Global 500 Companies

- Huawei Digital Power R&D Center
- Siemens Energy Innovation Center
- STMicroelectronics Back-end Innovation Center
- Apple R&D Center in the GBA
- Starbucks (China) Innovation Technology Co., Ltd.
- International New Materials Innovation Center, China Iron & Steel Research Institute Group Co., Ltd.(CISRI)
- FAW Group's Guangdong-Hong Kong-Macao Greater Bay Area R&D Institute
- China Resources Research Institute of Science & Technology
- China Merchants Innovation Technology (Shenzhen) Co., Ltd.

03 Key Platforms

- International Digital Economy Academy
- Shenzhen International Quantum Academy
- Hetao Branch Center, Guangzhou Laboratory Testing and Evaluation Center
- Guangdong-Hong Kong-Macao Greater Bay Area Center for Drug Evaluation and Inspection, National Medical Products Administration (NMPA)
- Center for Medical Device Evaluation, National Medical Products Administration (NMPA)
- Shenzhen Data Exchange
- Big Data Research Institute of Guangdong-Hong Kong-Macao Greater Bay Area
- Quantum Science Center of Guangdong-Hong Kong-Macao Greater Bay Area
- Institute of Microelectronics, University of Macau
- Pengcheng Laboratory, China Computing NET

Development Orientation

- Shenzhen-Hong Kong pilot area for open cooperation in science and technology innovation
- Pilot zone for international advanced science and technology innovation rules
- Cluster area for pilot test and transformation in the GBA

160+ high-end scientific research projects/platforms

Six research areas:



04 International Organizations

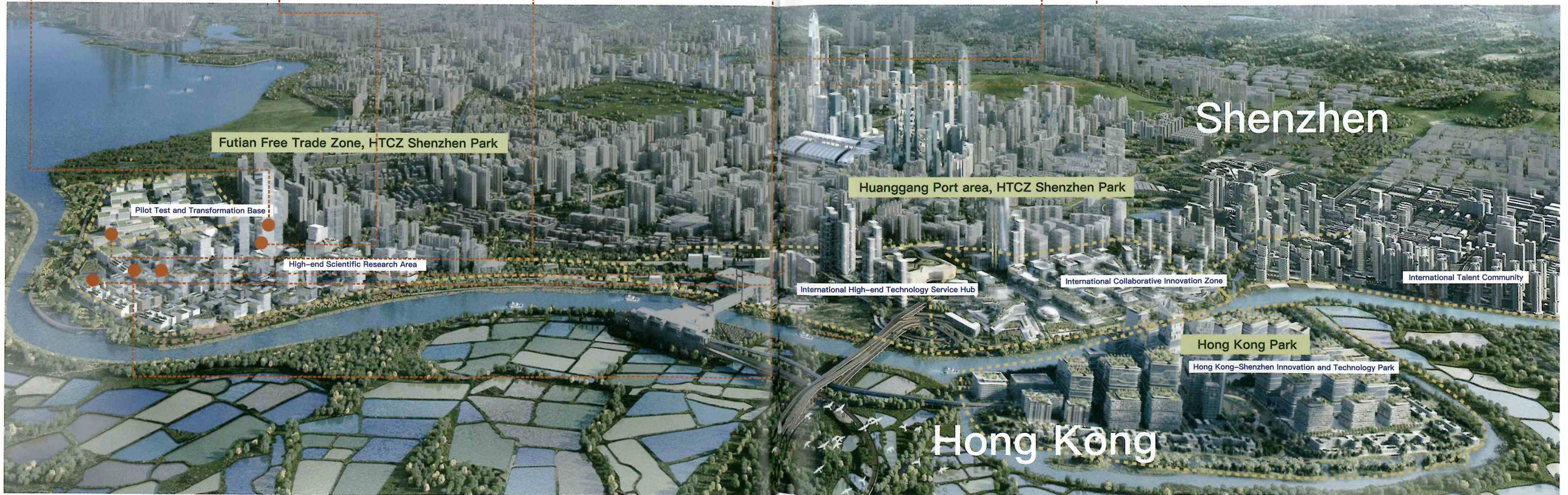
- WLAN Application Alliance
- SparkLink Alliance
- China Branch of the BRICS Future Network Research Institute
- World Innovative Cities Cooperation Organization
- UHD World Association
- NIDA
- Global Intelligent IoT Consortium
- Green Computing Consortium

05 Key Core Technology Research Projects

- Empyrean Technology: Analog circuit design (7nm) full-process EDA tool system
- United Imaging Healthcare: R&D of the seven tesla (7T) magnetic resonance imaging system
- SMIT Group Limited: EDA tools for digital integrated circuit design
- Shenzhen Jiaminli Optoelectronics Co., Ltd: VCSEL optical chip
- Berxel Photonics Co., Ltd.
- Pengcheng Laboratory: Heterogeneous optoelectronic chip

06 Unicorn Companies

- Shenzhen XtalPI Technology Co., Ltd.
- Shenzhen DeepRoute.ai Co., Ltd.
- VisionNav Robotics (Shenzhen) Limited
- X-EPIC Cooperation Limited



- Completed projects
- Projects with sites selected
- Projects with sites being selected
- Project under planning

Industrial Space for Advanced Manufacturing

Xinqiaodong Advanced Manufacturing Industrial Park

Following the roadmap for strategic emerging industries and future industries in Shenzhen, the project is driven by intelligent terminals and supported by an industrial digitization system to build four industrial clusters: industrial mother machines, laser-based additive manufacturing, intelligent robots, and precision instruments and equipment.

The project covers a planned area of **2.3** km² and a total construction area of **5 million** m², including about 1.83 million m² dedicated to factory buildings, and 630,000 m², 1.35 million m² and 340,000 m² for R&D, residential and other supporting purposes, respectively.



Yanluo Intelligent Connected Vehicles Industrial Park

The industrial park is dedicated for industries related to intelligent vehicles. By introducing enterprises specializing in intelligent cockpit, sensors used in autonomous driving and vehicle-road collaborative equipment, it is committed to developing an “integrated base” for electronics manufacturing and innovative R&D of intelligent connected vehicles, and for the Internet of Vehicles operation platform. It also aims to build a world-class key industrial cluster of electronic technology enterprises for intelligent connected vehicles in the Guangdong-Hong Kong-Macao Greater Bay Area.

The project covers a total area of about **88,600** m², including around 260,000 m², 50,000 m², 30,000 m² and 16,000 m² dedicated to super factories, talent apartments, innovative office building and supporting commercial facilities, respectively.



IV

INDUSTRIAL SPACE

Shenzhen Baolong Industrial Park for Companies with Specialized, Sophisticated, Unconventional and New Technologies

Semiconductors and integrated circuits, high-end equipment and instruments, intelligent terminals

The project covers a total area of about 88,400 m² and a capacity building area of around 400,400 m², including about 341,600 m² for high-standard factories, 22,400 m² for hotels, and 2,330 m² for commercial purpose.



Shenzhen Biomedicine Innovations Industrial Park (Biomedical Enterprise Accelerator)

Innovative drugs, high-end medical devices, innovative service platform

The industrial park covers an area of about 106,000 m² and a total construction area of around 689,500 m², including 283,700 m² used for high-standard production plants, 115,500 m² for R&D purpose, and 89,000 m² for supporting service facilities such as conference and lecture halls, high-end talent apartments, canteens, community police office, community healthcare center, the first and last bus stations, and commercial space.



Pinghu Cross-border E-Commerce Industrial Park

Cross-border e-commerce

The project covers a total area of about 42,500 m² and a capacity building area of around 193,500 m², including about 144,600 m² for split sales purposes, 1,939 m² for commercial purposes, and 300 m² for canteens.



Dapeng New Area Binhai Health Industrial Park

Biomedicine and health, food industry, and marine industry

The project covers a total area of about 70,000 m² and a capacity building area of around 210,000 m², including about 190,000 m² for high-standard factories, 19,000 m² for R&D purposes, 1,600 m² for canteens, and 300 m² for commercial purposes.



DBH Life Sciences & Health Industrial Park

High-end medical equipment, biomedicine, and health

The project covers a total area of about 41,400 m² and a capacity building area of around 248,100 m², including about 184,400 m² for high-standard factories, 38,000 m² for R&D purposes, 2,000 m² for canteens, and 2,000 m² for commercial purposes.



Longhua Guanlan High-quality Industrial Space Pilot Project

Intelligent terminals, high-end equipment and instruments, and new energy

The project covers a total area of about 21,000 m² and a capacity building area of around 81,000 m², including about 71,500 m² for high-standard factories, 600 m² for canteens, and 330 m² for commercial purposes.

Guangming Gongming High-quality Industrial Space Pilot Project

Intelligent terminals, intelligent sensors, and high-performance materials

The project covers a total area of about 22,000 m² and a capacity building area of around 110,000 m², including about 93,000 m² for high-standard factories, 13,000 m² for dormitories, and 800 m² for supporting commercial purposes, and 650 m² for canteens.



City Investment Smart Park

Integrated circuit, intelligent terminals

The project covers a total area of 45,000 m² and a construction area of 243,000 m², including 144,000 m² used as high-quality R&D and production space, and 80,000 m² as public supporting space such as commercial space, conference rooms and dormitories.

First Batch of Contiguous Land for Investment Promotion

Guangming District

Number of the first batch of land patches for investment promotion: 7
Area of the first batch of land patches for investment promotion: 175 hectares
Including 76 hectares, 16 hectares, 73 hectares and 10 hectares for residential, commercial, industrial and R&D purposes, respectively

Longhua District

Number of the first batch of land patches for investment promotion: 6
Area of the first batch of land patches for investment promotion: 114 hectares
Including 42 hectares, 66 hectares, and 6 hectares for residential, industrial and R&D purposes, respectively

Longgang District

Number of the first batch of land patches for investment promotion: 6
Area of the first batch of land patches for investment promotion: 272 hectares
Including 115 hectares, 2 hectares, 118 hectares, and 37 hectares for residential, commercial, industrial and R&D purposes, respectively

Pingshan District

Number of the first batch of land patches for investment promotion: 5
Area of the first batch of land patches for investment promotion: 307 hectares
Including 159 hectares, 14 hectares, and 134 hectares for residential, commercial and industrial purposes, respectively

Bao'an District

Number of the first batch of land patches for investment promotion: 7
Area of the first batch of land patches for investment promotion: 119 hectares
Including 7 hectares, 51 hectares, and 61 hectares for residential, commercial and industrial purposes, respectively

Shenzhen-Shanwei Special Cooperation Zone

Number of the first batch of land patches for investment promotion: 1
Area of the first batch of land patches for investment promotion: 56 hectares
Including 56 hectares for industrial purpose

Dapeng New District

Number of the first batch of land patches for investment promotion: 2
Area of the first batch of land patches for investment promotion: 65 hectares
Including 7 hectares, 10 hectares, 39 hectares and 9 hectares for residential, industrial, R&D and other purposes, respectively

Qianhai Cooperation Zone

Number of the first batch of land patches for investment promotion: 3
Area of the first batch of land patches for investment promotion: 59 hectares
Including 35 hectares and 24 hectares for commercial and industrial purposes, respectively

Nanshan District

Number of the first batch of land patches for investment promotion: 2
Area of the first batch of land patches for investment promotion: 20 hectares
Including 3 hectares and 17 hectares for residential and commercial purposes, respectively

Futian District

Number of the first batch of land patches for investment promotion: 5
Area of the first batch of land patches for investment promotion: 44 hectares
Including 11 hectares, 13 hectares, and 20 hectares for residential, commercial and R&D purposes, respectively

Luohu District

Number of the first batch of land patches for investment promotion: 3
Area of the first batch of land patches for investment promotion: 75 hectares
Including 1 hectare and 15 hectares for commercial and R&D purposes, respectively, and 59 hectares for integrated use as residential, commercial and R&D areas

Yantian District

Number of the first batch of land patches for investment promotion: 2
Area of the first batch of land patches for investment promotion: 47 hectares
Including 17 hectares, 2 hectares, 27 hectares, and 1 hectare for residential, commercial, industrial and R&D purposes, respectively

Scope of First-Batch Area for Investment Promotion

Scope of First-Batch Land for Investment Promotion

V

LIVABLE
CITY

Low Carbon City

Shenzhen is renowned as a low-carbon city. Following the concept of “green and low-carbon development”, the city’s energy consumption per RMB 10,000 of GDP is the lowest in Chinese mainland. Its air quality ranks first among Chinese megacities. Shenzhen is the first in the country to fully electrify its public transport vehicles and taxis. Shenzhen launched an initiative to build a “City of Superchargers” in 2023, which aims to enable drivers to quickly get back on the road with a fully charged electric vehicle. For the first time, the city’s supercharge stations outnumbered the petrol stations.



Forest City

As a National Forest City, Shenzhen has a forest coverage of 39.2%. With more than 1,000 parks of various types and sizes on less than 2,000 km² of land, the city is hailed as the “City of a Thousand Parks”. Endowed with “Eight Most Beautiful Coastlines in China”, Shenzhen was rated as one of the top ten cities and countries worth visiting by *Lonely Planet*, and one of the 31 Places to Go in the world by *The New York Times*.



Medical Resources

As of 2023, Shenzhen had 32 tertiary Grade-A hospitals with 70,000 beds, 20 national key clinical specialties, over 900 social healthcare institutions, and 364 high-level medical teams. Shenzhen was honored as one of the National Model Cities for Healthy City Construction and selected as a pilot city for dense urban medical group development. It has ranked first in terms of basic public health service performance in Guangdong Province for three consecutive years.



Education Facilities

In 2023, Shenzhen had a total of 2,940 schools of various types at all levels, an increase of 78 over the previous year, including 1,973 kindergartens, 359 primary schools, 554 middle schools, and 14 higher education institutions. There were 660,300 graduates, 748,500 students enrolled and 2.748 million students in school, up by 10.8%, 6.4% and 3.2%, respectively.

VI

ABOUT
US

Founded in 2024, Investment Promotion Bureau of Shenzhen Municipality is a department under the Shenzhen Municipal Government. Its main responsibilities include: formulating and implementing the city's investment promotion and development strategies, plans, programs and policies; undertaking investment promotion and follow-up services for significant projects; guiding and managing foreign investment; and coordinating and pushing forward the development of domestic and overseas economic and trade network systems.

Our Investment Services

- Providing information about the investment environment and industrial support policies
- Assisting investors to visit Shenzhen and hold investment meetings
- Promoting business matchmaking on investment projects
- Monitoring and serving significant investment projects and providing professional government services at all stages

深圳市投资促进局
Investment Promotion Bureau
of Shenzhen Municipality

☎ +86-755-8810-7023
✉ tcj@investment.sz.gov.cn

深圳市驻北美经贸代表处
North America Office

☎ +1-626-796-0088
✉ naros@shenzhenoffice.org

深圳市驻欧洲经贸代表处
Europe Office

☎ +49-911-4746-8022
✉ info@shenzhen-europe.org

深圳市驻澳大利亚经贸代表处
Australia Office

☎ +61-2-9411-2388
☎ +61-2-9411-7959
✉ info@seto.org.au

深圳市驻日本经贸代表处
Japan Office

☎ +81-03-5733-2244
☎ +81-03-3432-5333
✉ info@shenzhenoffice.jp